



Call to Artists

Cover It! - A City of Yuba City Utility Box Mini-Mural Program

Phase 2

April 23, 2019

Artist's Guidelines & Requirements

Vision

The City of Yuba City Public Art Initiative is a broad-spectrum program to bring art into the public eye in Yuba City by implementing art installations on City infrastructure. The Utility Box Mural Program aims to decorate City's utility boxes in the public right-of-way with murals reflecting a diversity of inspiration, technique, and style. We encourage artists of all types to submit unique and eye-catching proposals that will enhance the beauty and vision of Yuba City.

Eligibility

1. Entries must be the original design and artwork of the entrant and suitable for viewing by all ages.

Payment

1. Selected artists will be paid an honorarium: 50% will be paid at the start of the project and 50% on completion and acceptance of the artwork. Include an estimate on the Application Form.
2. Honorarium amounts vary depending on the box configuration, size and complexity of the design.

Description & Location of Utility Boxes

1. See Exhibit A for Phase 2 utility box locations.
2. The dimensions of the boxes vary somewhat at each location. Artists should include all boxes at a single site in their design (usually one larger and one smaller box). See Exhibit B for approximate dimensions.

Artwork Themes

1. Creativity and innovation of design are encouraged.
2. Artwork themes may, but are not required to:
 - a. Represent various aspects of the Yuba-Sutter area's history, heritage, diversity and culture, agriculture, nature, geography, etc.
 - b. Portraits reflecting the cultural diversity of Yuba-Sutter
 - c. Reflect the specific neighborhood or area of the box location
 - d. Colorful abstract or stylistic designs
3. Artwork must not contain:
 - a. Farm life or farm animals
 - b. Political statements
 - c. Religious references, symbols or numbers
 - d. Copyrighted or trademarked material
 - e. Corporate or organizational branding

Material

1. Artists are responsible for all preparation, art materials and supplies and final sealant required for creation of the artwork and protection of the surrounding area (paint, brushes, buckets, tarps, tape, etc.)
2. High quality, low-sheen or semi-gloss external acrylic latex paint must be used, and it must cover all exposed sides and top of the box(es). Dark colors should be used sparingly due to the potential for overheating of the utility box(es).

General Guidelines

1. Art should be visible from a distance.
2. Art cannot restrict any vents or airflow through the box(es).
3. Any nameplates, keyholes, ID numbers, and windows must be left unpainted and uncovered.
4. Installation will begin only after design approval and completion of all required liability and contract forms.
5. Artwork is a long-term installation and becomes the property of the City of Yuba City.
6. Artists must complete the project within a negotiated time frame. On acceptance, a time frame will be established.
7. Artists and any assistants are required to sign a liability waiver prior to start of the project.
8. Artists will be limited to one utility box mural for this phase, but they may submit more than one entry for consideration.
9. Decisions of the Selection Committee are final.

Application Requirements

1. Include a short paragraph describing your design theme. Indicate if your theme has specific relevance to Yuba-Sutter's history, culture, heritage, geography, or to a specific location in the City. There is room on the Application Form, or you can use a separate sheet and attach it to your Application Form.
2. Create full color, detailed concept drawings. Use the sizes listed as approximate examples. Show each side and top of the largest box. Boxes vary in size and shape, so be prepared to accommodate your assigned box. Most sites have a secondary box. If applicable, provide a drawing for the box which complements the main design. Designs are accepted as either;
 - a. Single-sided, full-color printouts or drawings on 8.5 x 11 sheets. Please print identification at the bottom of each sheet
AND/OR
 - b. .Jpg files of full color scanned art.

Submission of Entry

1. Mail or deliver the signed application attached with the full color designs and estimate to Yuba Sutter Arts, 624 E St., Marysville CA 95901 **OR** sign, scan, and email the application with full color designs in .jpg format to david@yubasutterarts.org by June 1, 2019.

Selection Process and Criteria

1. Designs will be reviewed and selected by the City of Yuba City Selection Committee.

Exhibit A


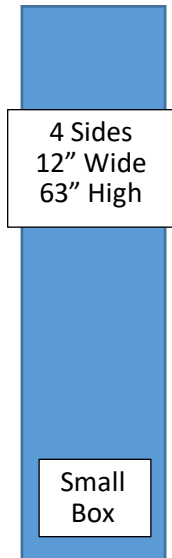
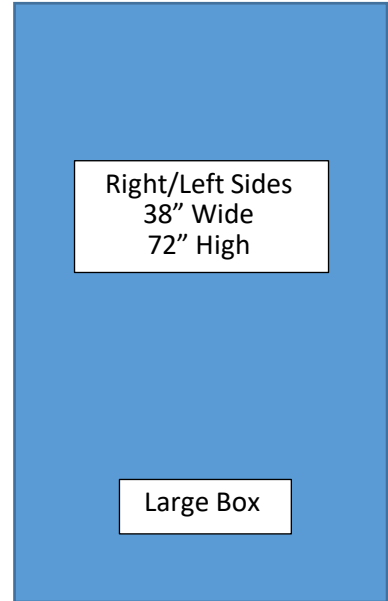
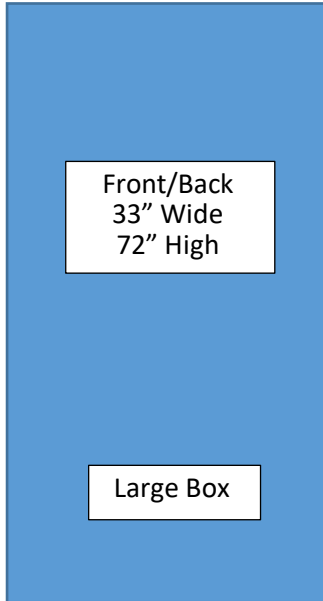
Utility Box Locations – Phase 2

- 1. Butte House Road at Harter Parkway**
- 2. Butte House Road at Tharp Road**
- 3. Butte House at Civic Center Boulevard**
- 4. Butte House Road at Yuba Plaza**
- 5. Butte House Road at Gray Avenue**
- 6. Gray Avenue at Queens Avenue**
- 7. Gray Avenue at Ainsley Avenue**
- 8. Gray Avenue at Louise Avenue**
- 9. Stabler Lane at Queens Avenue**
- 10. Stabler Lane at Poole Boulevard**

Exhibit B

Sample Boxes

Actual Sizes May Vary



Cover It! - A City of Yuba City Utility Box Mini-Mural Program Application Form

1. Submit up to three (3) mural submissions (original drawings, digital images on CD or via email no larger than 1MB each).
2. **All submissions must be postmarked by June 1, 2019.** Submissions may be mailed to or dropped off at Yuba Sutter Arts, 624 E Street, Marysville, CA 95901, or emailed to david@yubasutterarts.org.
3. **Include the following documents with this entry form:**
 - a. Resume or other artist background information
 - b. Examples of previous mural work and/or artwork (no more than 3 examples)
 - i. photographs, digital images on CD or via email (no larger than 1MB each) are acceptable examples.

Name:

Home or Cell phone:

Address:

Email:

#	Title of Mural Design	Price	Medium	Notes
1				
2				
3				

Artist Statement: (may be attached to this form)

Explain your Artistic Concept for the mural: (may be attached on a separate document to this form)